


A1 Hollow Cone Nozzle

The A1 is a hollow cone nozzle used in the washing cooling of air and gas, dust control, surface treatments, humidification and chemical processes. It has a 90° spray angle from the inlet axis and removable cap.



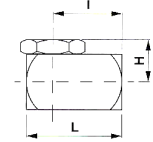
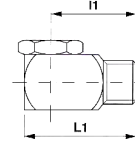
Construction

Brass and 303ss

Ø	I	L	I1	L1	H
1/8	16	22	22	28.5	9.5
1/4	20.5	28.5	25.5	33.5	12.5
3/8	24	34	28.5	38	14.5
1/2	33.5	46	35	47.5	19
3/4	39.5	55.5	41	57	22
3/8 30.1	24	34	28.5	38	19
3/8 50.3	24	34	28.5	38	21.4

M-A1

F-A1



Model No	Equiv Orifice diam. (mm)		Ltrs/min @ bar									Spray angle @ bar		
	Ø1	Ø2	0.75	1	1.5	2	2.5	3	4	5	6	0.5	1.5	5
1/8F/M - A1-0.5	0.9	1.1	0.19	0.22	0.27	0.32	0.36	0.39	0.45	0.51	0.55	35	60	70
1/8F/M - A1-1	1.4	1.4	0.39	0.45	0.55	0.63	0.71	0.76	0.90	1.01	1.10	38	65	75
1/8F/M - A1-2	2.1	2.0	0.78	0.90	1.11	1.28	1.43	1.56	1.81	2.02	2.22	53	60	70
1/8F/M - A1-3	2.4	2.4	1.17	1.35	1.65	1.92	2.14	2.35	2.71	3.03	3.32	52	65	75
1/8F/M - A1-5	3.0	3.3	1.96	2.28	2.76	3.22	3.60	3.95	4.56	5.10	6.58	54	68	75
1/8F/M - A1-8	3.8	3.9	3.12	3.61	4.42	5.10	5.70	6.25	7.22	8.06	8.84	55	64	71
1/8F/M - A1-10	4.4	4.4	3.90	4.51	5.52	6.37	7.13	7.80	9.02	10.1	11.0	58	64	72
1/4F/M - A1-1	1.4	1.4	0.39	0.45	0.55	0.63	0.71	0.78	0.90	1.01	1.10	~	54	68
1/4F/M - A1-2	2.1	2.2	0.78	0.90	1.11	1.28	1.43	1.56	1.81	2.02	2.22	47	61	70
1/4F/M - A1-3	2.4	2.4	1.17	1.35	1.65	1.92	2.14	2.35	2.71	3.03	3.32	50	64	78
1/4F/M - A1-5	3.6	3.7	1.96	2.28	2.76	3.22	3.60	3.95	4.56	5.1	5.58	64	74	80
1/4F/M - A1-8	4.1	4.0	3.12	3.61	4.42	5.10	5.70	6.25	7.22	8.08	8.64	60	70	72
1/4F/M - A1-10	4.7	4.5	3.90	4.51	5.52	6.37	7.13	7.80	9.02	10.1	11.0	64	70	75
1/4F/M - A1-15	5.8	5.1	5.87	6.78	8.30	9.60	10.70	11.70	13.5	15.1	16.6	64	70	73
3/8F/M - A1-5	3.5	3.3	1.96	2.28	2.76	3.22	3.60	3.95	4.56	5.1	5.58	65	72	80
3/8F/M - A1-8	4.5	4.2	3.12	3.61	4.42	5.10	5.70	6.25	7.22	8.06	8.84	63	71	75
3/8F/M - A1-10	5.0	4.5	3.90	4.51	5.52	6.37	7.13	7.80	9.02	10.1	11.0	63	73	76
3/8F/M - A1-15	6.1	5.4	5.87	6.78	8.30	9.60	10.70	11.70	13.5	15.1	16.6	65	73	75
3/8F/M - A1-20	7.1	6.4	7.85	9.05	11.10	12.80	14.30	15.60	18.1	20.2	22.2	64	71	75
3/8F/M - A1-25	7.4	7.4	9.86	11.4	13.9	16.1	18.0	19.7	22.8	25.5	28.0	64	71	75
3/8F/M - A1-30	8.3	7.9	11.7	13.5	16.5	19.2	21.4	23.5	27.1	30.3	33.2	64	70	75
3/8F/M - A1-15-30.1	8.1	7.9	9.05	10.4	12.6	14.8	16.5	18.1	20.9	23.4	25.6	41	51	55
3/8F/M - A1-25-30.1	7.4	7.9	10.9	12.6	15.4	17.8	19.9	21.8	25.1	28.2	30.8	40	48	50
3/8F/M - A1-50-50.3	8.7	9.5	19.6	22.8	27.6	32.2	36.0	39.5	45.6	51.0	55.8	73	75	78
1/2F/M - A1-25	9.5	6.4	9.86	11.4	13.9	16.1	18.0	19.7	22.8	25.5	28.0	62	65	70
1/2F/M - A1-30	9.5	7.5	11.7	13.5	16.5	19.2	21.4	23.5	27.1	30.3	33.2	68	70	75
1/2F/M - A1-40	9.5	9.1	15.7	18.1	22.5	25.6	28.7	31.4	36.3	40.5	44.4	71	75	79
1/2F/M - A1-50	9.5	11.1	19.6	22.8	27.6	32.2	36.0	39.5	45.6	51.0	55.8	75	80	83
1/2F/M - A1-60	9.5	13.1	23.3	26.9	32.9	38.0	42.5	46.6	53.8	60.2	65.8	76	81	85
3/4F/M - A1-40	12.7	7.9	15.7	18.1	22.5	25.6	28.7	31.4	36.3	40.5	44.4	71	72	73
3/4F/M - A1-50	12.7	9.5	19.6	22.8	27.9	32.2	36.0	39.5	45.8	51.0	55.8	71	74	76
3/4F/M - A1-60	12.7	11.1	23.3	26.9	32.9	38.0	42.5	46.6	53.8	60.2	65.8	75	77	80
3/4F/M - A1-70	12.7	12.7	27.6	31.8	38.9	45.0	50.2	55.2	63.6	71.0	78.0	75	80	82
3/4F/M - A1-80	12.7	14.3	31.2	36.1	44.2	51.0	56.9	62.5	72.2	80.6	88.4	78	82	85
3/4F/M - A1-90	12.7	14.7	35.0	40.5	49.6	57.2	64.0	70.2	81.0	90.5	99.2	82	85	85
3/4F/M - A1-100	12.7	15.9	39.0	45.1	55.2	63.7	71.3	78.0	90.2	101.0	110.0	84	87	87
3/4F/M - A1-110	12.7	17.1	43.0	49.5	60.6	70.0	78.0	85.7	99.0	110.0	121.0	84	89	89
3/4F/M - A1-120	12.7	18.3	47.0	54.5	66.6	77.0	86.0	94.4	109.0	122.0	133.0	86	89	89

