


A3 Wide angle Hollow cone nozzle

The A3 is a hollow cone nozzle used in the washing cooling of air and gas, dust control, surface treatments, humidification, water aerating, and roof cooling. It has a wide spray angle from the inlet axis and removable cap.



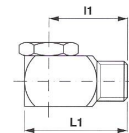
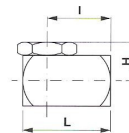
F-A3



M-A3

Construction
Brass and 303ss

Ø	I	L	I1	L1	H
1/8	16	22	22	28.5	9.5
1/4	20.5	28.5	25.5	33.5	12.5
3/8	24	34	28.5	38	14.5
1/2	33.5	46	35	47.5	19
3/4	39.5	55.5	41	57	22
3/8 30.1	24	34	28.5	38	19
3/8 50.3	24	34	28.5	38	21.4



Model No	Equiv Orifice diam. (mm)		Ltrs/min @ bar									Spray angle
			0.75	1	1.5	2	2.5	3	4	5	6	
1/8F/M - A3-0.5	0.9	1.1	0.19	0.22	0.27	0.32	0.36	0.39	0.45	0.51	0.55	110
1/8F/M - A3-1	1.4	1.7	0.39	0.45	0.55	0.63	0.71	0.78	0.90	1.01	1.10	115
1/8F/M - A3-2-3	2.1	2.7	0.98	1.13	1.38	1.60	1.79	1.96	2.26	2.52	2.76	115
1/8F/M - A3-3	2.4	2.7	1.17	1.35	1.65	1.92	2.14	2.35	2.71	3.03	3.32	115
1/8F/M - A3-3-5	2.4	3.3	1.34	1.55	1.90	2.19	2.45	2.68	3.10	3.46	3.80	115
1/8F/M - A3-2-10	2.1	4.5	1.60	1.85	2.27	2.62	2.92	3.20	3.70	4.14	4.53	130
1/8F/M - A3-5	3.0	3.3	1.96	2.28	2.76	3.22	3.60	3.95	4.56	5.10	5.58	115
1/8F/M - A3-5-10	3.0	4.5	2.54	2.94	3.60	4.16	4.65	5.09	5.87	6.56	7.20	125
1/8F/M - A3-8-10	3.8	4.5	3.50	4.05	4.98	5.72	6.40	7.00	8.10	9.08	9.90	125
1/4F/M - A3-1	1.4	1.7	0.39	0.45	0.55	0.63	0.71	0.78	0.90	1.01	1.10	110
1/4F/M - A3-1-5	1.4	3.3	0.66	0.76	0.86	1.08	1.21	1.33	1.53	1.71	1.87	110
1/4F/M - A3-1-10	1.4	4.5	0.82	0.95	1.17	1.34	1.50	1.64	1.90	2.12	2.33	140
1/4F/M - A3-1-15	1.4	5.4	0.93	1.10	1.35	1.55	1.75	1.95	2.24	3.00	3.30	105
1/4F/M - A3-2-5	2.1	3.3	1.32	1.50	1.85	2.15	2.42	2.63	3.00	3.41	3.60	120
1/4F/M - A3-2-10	2.1	4.5	1.60	1.85	2.27	2.62	2.92	3.20	3.70	4.14	4.53	140
1/4F/M - A3-5	3.6	3.3	1.96	2.28	2.76	3.22	3.60	3.95	4.56	5.10	5.58	115
1/4F/M - A3-5-10	3.6	4.5	2.54	2.94	3.60	4.16	4.65	5.09	5.87	6.56	7.20	130
1/4F/M - A3-5-15	3.6	5.4	3.02	3.50	4.30	4.94	5.54	6.07	7.00	7.82	8.55	130
1/4F/M - A3-8-10	4.1	4.5	3.50	4.05	4.96	5.72	6.40	7.00	6.10	9.06	9.90	130
1/4F/M - A3-10	4.7	4.5	3.90	4.51	5.52	6.37	7.13	7.80	9.02	10.1	11.0	120
1/4F/M - A3-8-15	4.1	5.4	4.30	4.95	6.05	7.00	7.82	8.60	9.90	11.0	12.1	130
1/4F/M - A3-10-15	4.7	5.4	4.72	5.45	6.67	7.70	8.62	9.42	10.9	12.2	13.4	120
1/4F/M - A3-15	5.8	5.4	5.87	6.78	8.30	9.80	10.7	11.7	13.6	15.1	16.6	100
3/8F/M - A3-5-10	3.5	4.5	2.54	2.94	3.60	4.16	4.65	5.09	5.87	6.56	7.20	130
3/8F/M - A3-5-15	3.5	5.4	3.02	3.50	4.30	4.94	5.54	6.07	7.00	7.82	8.55	140
3/8F/M - A3-8-10	4.5	4.5	3.50	4.05	4.96	5.72	6.40	7.00	8.10	9.06	9.90	125
3/8F/M - A3-10	5.0	4.5	3.90	4.51	5.52	6.37	7.13	7.80	9.02	10.1	11.0	120
3/8F/M - A3-8-15	4.5	5.4	4.30	4.95	6.05	7.00	7.82	8.60	9.90	11.0	12.1	130
3/8F/M - A3-10-15	5.0	5.4	4.72	5.45	6.67	7.70	8.62	9.42	10.9	12.2	13.4	125
3/8F/M - A3-8-25	4.5	7.4	5.07	5.90	7.23	8.36	9.23	10.2	11.8	13.2	14.4	125
3/8F/M - A3-10-20	5.0	5.9	5.45	6.30	7.72	8.91	9.96	10.9	12.6	14.1	15.4	120
3/8F/M - A3-15	6.1	5.4	5.87	6.78	8.30	9.60	10.7	11.7	13.5	15.1	16.6	115
3/8F/M - A3-15-20	6.1	5.9	7.85	7.70	9.41	10.9	12.2	13.3	15.4	17.2	18.9	115
3/8F/M - A3-20	7.1	5.9	7.85	9.05	11.1	12.8	14.3	15.6	18.1	20.2	22.2	105
3/8F/M - A3-15-30	8.1	7.9	8.60	9.94	12.2	14.1	15.7	17.2	19.9	22.2	24.2	120
3/8F/M - A3-25	7.4	7.4	9.86	11.4	13.9	16.1	18.0	19.7	22.8	25.5	28.0	105
3/8F/M - A3-25-30	7.4	7.9	10.8	12.5	15.3	17.7	19.9	21.6	25.0	28.0	30.6	105
1/2F/M - A3-50	9.5	11.1	19.6	22.8	27.6	32.2	36.0	39.5	45.8	51.0	55.8	110
3/4F/M - A3-80	12.7	14.3	31.2	36.1	44.2	51.0	56.8	62.5	72.2	80.6	88.4	115

