


# KSAM

EVERLOY Technology

## Features

- A special filter that is mounted on the backside of the nozzle tip creates:
  - defined spray pattern which contributes to higher impact force.
  - Less clogging.
- Precise alignment of nozzle tip and adapter.

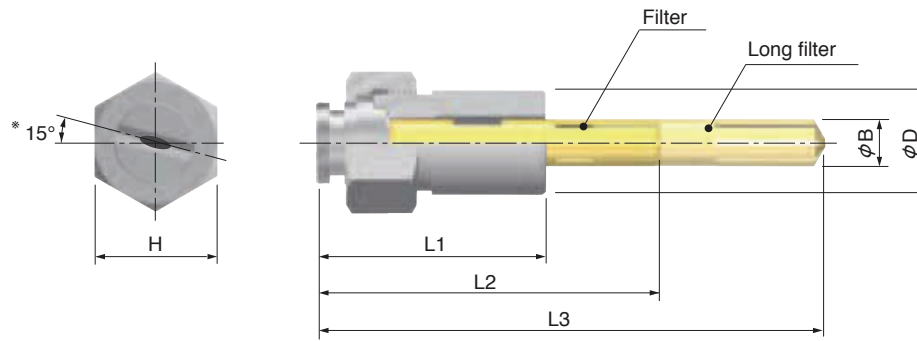


Continuous Caster

Hot Rolling Mill


Other Applications

## Shapes & dimensions



\* Offset angle

Size	Dimension [mm]						Value at 0.3 MPa pressure		
	H	D	B	L1	L2	L3	Flow rate [L/min]	Spray angle (width)	Spray angle (thickness)
3/8	26	22	10	50	75	120	0.6 to 20	15 to 120°	5 to 10°
1/2	29	26	14	50	80	130	to 40	15 to 120°	5 to 10°
3/4	35	28	18	52	85	140	to 80	15 to 120°	5 to 10°
1	46	33	22	55	90	150	to 110	15 to 120°	5 to 10°



Part	Material	Weight at following size [g]			
		3/8	1/2	3/4	1
Cap	303 Stainless steel	30	40	60	115
Nozzle tip	303 Stainless steel	20	30	40	60
Filter	Brass	20	40	70	90
Long filter	Brass	40	75	125	170
Weld adapter	304 Stainless steel	75	95	100	120
Thread adapter	303 Stainless steel	60	80	110	140